

RF AMPLIFIER

MODEL *TM9112*

Available as: TM9112, 4 Pin TO-12 (T7)
 TN9112, 4 Pin Surface Mount (SM3)
 BX9112, Connectorized Housing (H1)

Features

- Low Noise Figure: 3 dB Typical
- Operating Temp. -55 °C to +85 °C
- Environmental Screening Available

Typical Intermodulation Performance at 25 ° C

Second Order Harmonic Intercept Point.....+35 dBm (Typ.)
 Second Order Two Tone Intercept Point.....+28 dBm (Typ.)
 Third Order Two Tone Intercept Point.....+23 dBm (Typ.)

Specifications

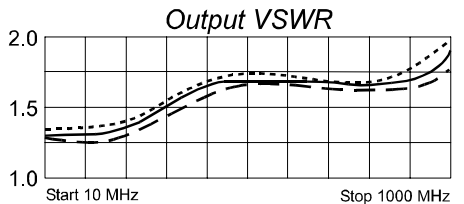
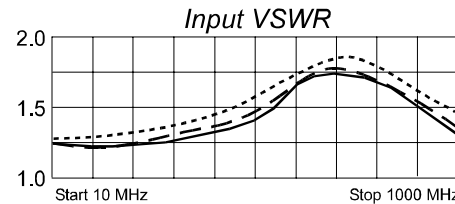
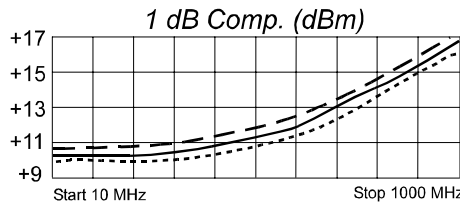
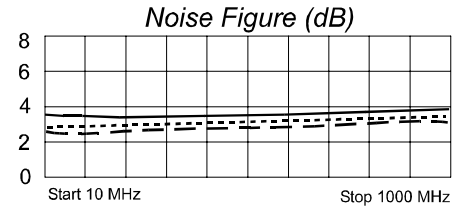
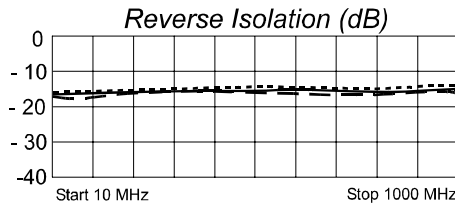
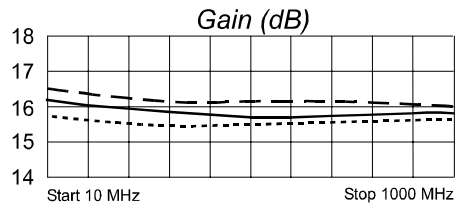
CHARACTERISTIC	TYPICAL Ta= 25 °C	MIN/MAX Ta = -55 °C to +85 °C
Frequency	10 - 1000 MHz	10 - 1000 MHz
Gain (dB)	16	14.5 Min.
Power @ 1 dB Comp. (dBm)	+11	+9 Min.
Reverse Isolation (dB)	-17	-16 Max.
VSWR In	1.5:1	2.0:1 Max.
Out	1.7:1	2.0:1 Max.
Noise Figure (dB)	3.0	4.0 Max.
Power Vdc	+15	+15
mA	22	30 Max.

Maximum Ratings

Ambient Operating Temperature -55°C to +100 °C
 Storage Temperature -62°C to +125 °C
 Case Temperature +125 °C
 DC Voltage +17 Volts
 Continuous RF Input Power +13 dBm
 Short Term RF Input Power..... 50 Milliwatts (1 Minute Max.)
 Maximum Peak Power..... 0.5 Watt (3 µsec Max.)

Note: Care should always be taken to effectively ground the case of each unit.

Typical Performance Data



Legend ——— +25 °C - - - +85 °C - - - - -55 °C

